

Stay Safe

Don't play on the railways



Always remember the 5 Golden Rules



Railway stations and trains can be very exciting.

They make us think about going on journeys, taking a holiday or maybe going to see our friends and family.

But remember...

Railway tracks are for trains **NOT** for children.

The station is **NOT** a playground!

Try and remember the 5 golden railway rules.

We made them to try and keep you safe if you are ever near the railways.

The 5 Golden Railway Rules

- Rule 1** Always stay on the right side of the railway fence. Never climb over or through a fence by the side of the railway tracks.
- Rule 2** Always use a proper rail crossing. Never climb on a bridge over the railway tracks.
- Rule 3** Always stay away from the platform edge - stay behind the yellow safety line. Never play with a ball or any other toy on a railway station platform.
- Rule 4** Always look out for the electricity warning signs. Never play with a kite or balloon near electric wires over the railway tracks.
- Rule 5** Always think of other people's safety. Never throw stones at a train or put anything on the railway tracks.

Don't forget!

Always tell your parent or carer:

Who you are going to play with.

Where you are going to play.

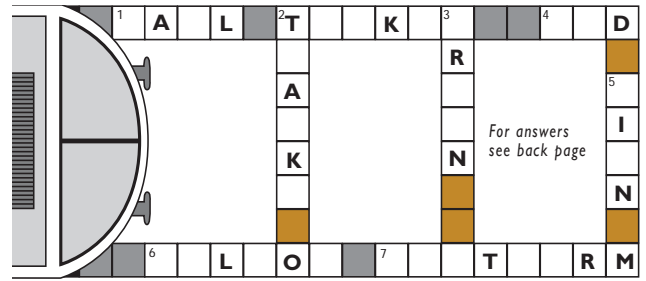
How long you are going to be.



E	L	E	C	T	R	I	C	I	T	Y	B
D	R	Y	S	T	A	T	I	O	N	N	C
H	G	H	L	U	G	F	U	T	Q	A	D
O	V	E	R	H	E	A	D	R	F	D	H
Z	Y	X	T	Y	D	S	J	K	Z	A	M
G	T	I	C	K	E	T	Y	U	S	N	B
J	C	B	N	P	E	O	P	L	E	G	V
I	P	T	A	Q	E	R	N	J	H	E	N
M	C	R	O	S	S	I	N	G	P	R	M
K	L	A	E	R	U	L	G	D	C	T	P
Y	O	I	S	D	O	O	R	N	E	U	X
F	X	N	P	S	L	N	S	I	G	N	S

Wordsearch

- STATION
- SIGNS
- TRAIN
- CROSSING
- OVERHEAD
- ELECTRICITY
- PEOPLE
- DANGER
- TICKET
- DOOR



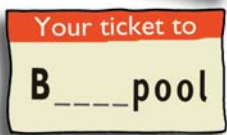

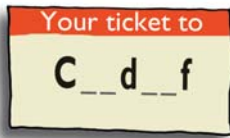
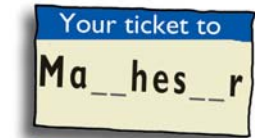
Trackword

Words down

2. What must you never play on? (6 letters)
3. What do you catch at a station? (5 letters)
5. What gives you a warning or information at a station? (4 letters)

Words across

1. What does a train wheel go on? (4 letters)
2. What do you need to buy to go on a train? (6 letters)
4. What is the colour of the level crossing signal when a train is coming? (3 letters)
6. What is the colour of the warning line on a station platform? (6 letters)
7. Where do you need to stand when you are waiting for a train? (8 letters)



Tickets to go

Can you fill in the gaps to find out what stations the tickets are for? The stations are: York, Blackpool, Cardiff, Glasgow, Bristol, Manchester.

Spot the difference

Can you find the 10 differences between the two pictures?
When you have marked them with a circle why don't you colour in both pictures?



Safely home


To play this board game with your friends, use a dice and plastic counters. Throw a six to start, then move along the squares according to the number on the dice.




Always tell your parent or carer where you are going.

Say No To strangers.



48 You use the bridge to cross the railway track GO FORWARD 3 PLACES	49	50	51
47	46	45 	44 Someone throws a stone at a train GO BACK 6 PLACES
32 A boy has put a shopping trolley on the railway track GO BACK 5 PLACES	33 You use the subway to cross the railway track GO FORWARD 3 PLACES	34	35
31	30	29 	28 You are standing behind the yellow line on the platform GO FORWARD 5 PLACES
16	17 	18 Someone gets burned stepping on the extra 'live' rail GO BACK TO THE START	19
15	14 A boy runs on the platform GO BACK 3 PLACES	13	12 Someone has sprayed over warning signs at a railway station GO BACK 5 PLACES
	1 START	2	3



52 Your friend tries to climb on to the tracks to get her ball GO BACK 5 PLACES	53	54 Your friend tries to get off the train before it stops GO BACK 3 PLACES	55 FINISH WELL DONE
43	42	41	40 You tell a friend to stop playing with a ball near the railway track GO FORWARD 2 PLACES
36	37 Someone is flying a kite near overhead electricity wires GO BACK 3 PLACES	38 	39
27	26 You tell your teacher about seeing some older boys on the track GO FORWARD 5 PLACES	25	24 Someone takes a short cut across the railway track GO BACK 5 PLACES
20	21 Children are messing about on the train GO BACK 2 PLACES	22	23
11 	10	9 Someone has put a big hole in the railway fence GO BACK 2 PLACES	8
4	5 A little girl drops her bag on the tracks and climbs down to get it GO BACK 3 PLACES	6 	7

If children go on the railway tracks they can get hurt. If they put something on the tracks or throw things at trains they can hurt the people on the train.



Electricity Dangers! Overhead!

Remember electricity on the railway is dangerous. You don't have to touch an overhead electric wire for it to burn and badly injure you - the electricity is so powerful, it can jump across gaps and hurt you.



Danger
Overhead
live wires

The electricity is
NEVER TURNED OFF!



Electricity Dangers ! On the ground

Some trains get their power from an extra 'live' rail that runs alongside the tracks. If you step or slip on to the extra rail it will seriously hurt or even kill you.



Danger
Live rails



The extra rail
is 'live' - the
electricity is
never turned off.



Spot the Signs

Signs are a very good way to tell people what they can and cannot do. They are easy to understand because they use symbols, different colours and very simple words.



RED SIGNS tell you things you **must not do**.



YELLOW SIGNS warn you there is **danger** nearby.



BLUE SIGNS tell you what you **must do**.



GREEN SIGNS give you **information** about safety.



WHITE SIGNS give you **information** about things you might need.



Never spray paint on signs or damage them - they could save someone's life!

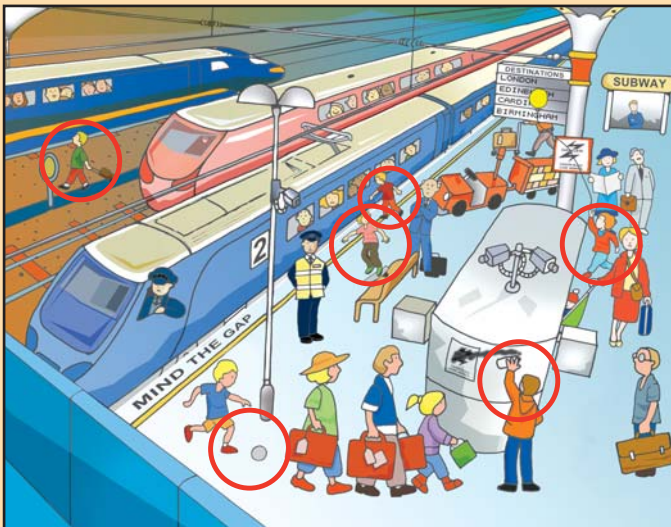
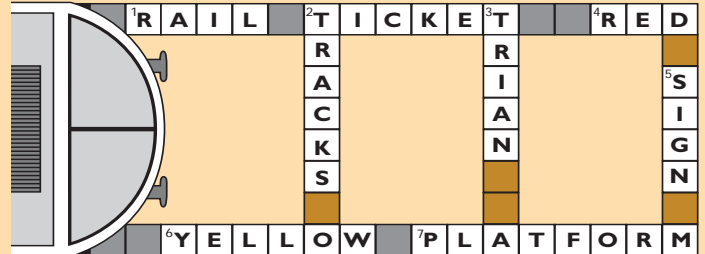
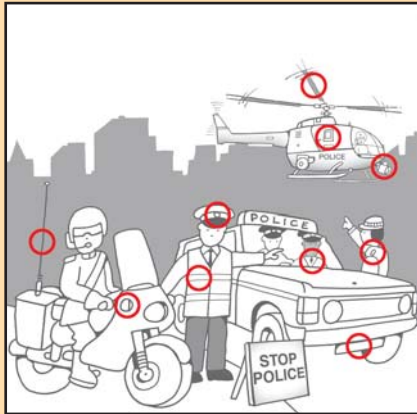
Signs quiz

Use the right crayons to colour in the boxes

1. What colour sign tells you what you must not do?
2. What colour sign tells you about safety?
3. What colour sign tells you what you must do?
4. What colour sign tells you there is danger nearby?



Answers



Remember!
When you are in a station, never speak to strangers. If you need help, speak to one of the station staff in a uniform.

